



WildSL6's

# HEDGEROW WORKSHOP FOR YOUTH GROUPS



1. Introduce what hedgerows actually are. Present to your group their importance to nature, livestock and people with this handy [video](#) and [information](#).




3. Make and decorate your own instruments which you can use to recreate the sounds of the hedgerows! Use leaves, flowers or nuts you found outside.




You can find [ID sheets](#) to help identifying

Why not track any wildlife you spot on the [iRecord App](#)?



2. Take a walk by some local hedges! Search for native trees, insects or animals, using any ID guides and magnifying glasses you have. What can you see and hear? Why might these areas be important to our local wildlife? Discuss your ideas! Collect some natural materials on the ground.




4. Make a soundscape using your instruments to recreate the sounds of the hedgerows. Why not write a short story or poem and perform these alongside your soundscape?



## Instrument ideas:

- **Tin can guitar** - make plucking noises using elastic bands on the tin can or stretch a balloon over the top like a drum.
- **Crisp tube rainmaker** - fill a crisp tube with beans or pulses and attach the lid back on to make rain sounds.
- **Be imaginative!** Why not crunch some leaves you find outside? Or use your voice!



## Story ideas:



- **Use an existing story** - there are lots of stories and poems about hedgerows, including 'Wind in the Willows'; 'A Midsummer Night's Dream' and 'Day of These Days'.
- **Write your own song or poem** - use your experience walking by the hedgerows earlier to write a song or poem. Write about what you saw, heard, smelt and touched!
- **Write your own story or play** - why not come up with a short story of your own about the lives of the creatures that live in the hedgerow?
- **Can you add in your soundscape to your story to create a performance?**





## What is a soundscape?

A collection of music and sounds to create an atmosphere/represent a scene

## How do you create a soundscape?

- Begin the soundscape stood in a circle along with your chosen instruments.
- Discuss the sounds you might hear near a hedgerow.
- Build a picture of what will happen in your soundscape (e.g. the season, what time of day will it take place, will there be a storm?)
- Everyone can choose a sound to represent - the more creative and varied the better!
- Explain to the group how you will conduct the soundscape (e.g. a hand signal for people to start/stop/get louder/etc, like a conductor.)
- Begin the soundscape, building up the scene as you go - bring sounds in and out.
- Use a hand signal for everyone to silence.
- Once your soundscape has finished you can analyse it with the group if you would like (e.g. how did it make you feel?)
- Remember to record your soundscape if permissions are available!



Thanks to PTES and Hedgelinek  
for providing information!